


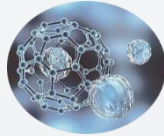
English Practice



西安交通大学
XI'AN JIAOTONG UNIVERSITY



conference

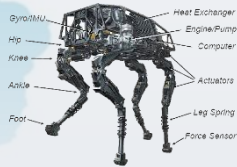


Writing

How to speak English professionally?



Presentation



Networking

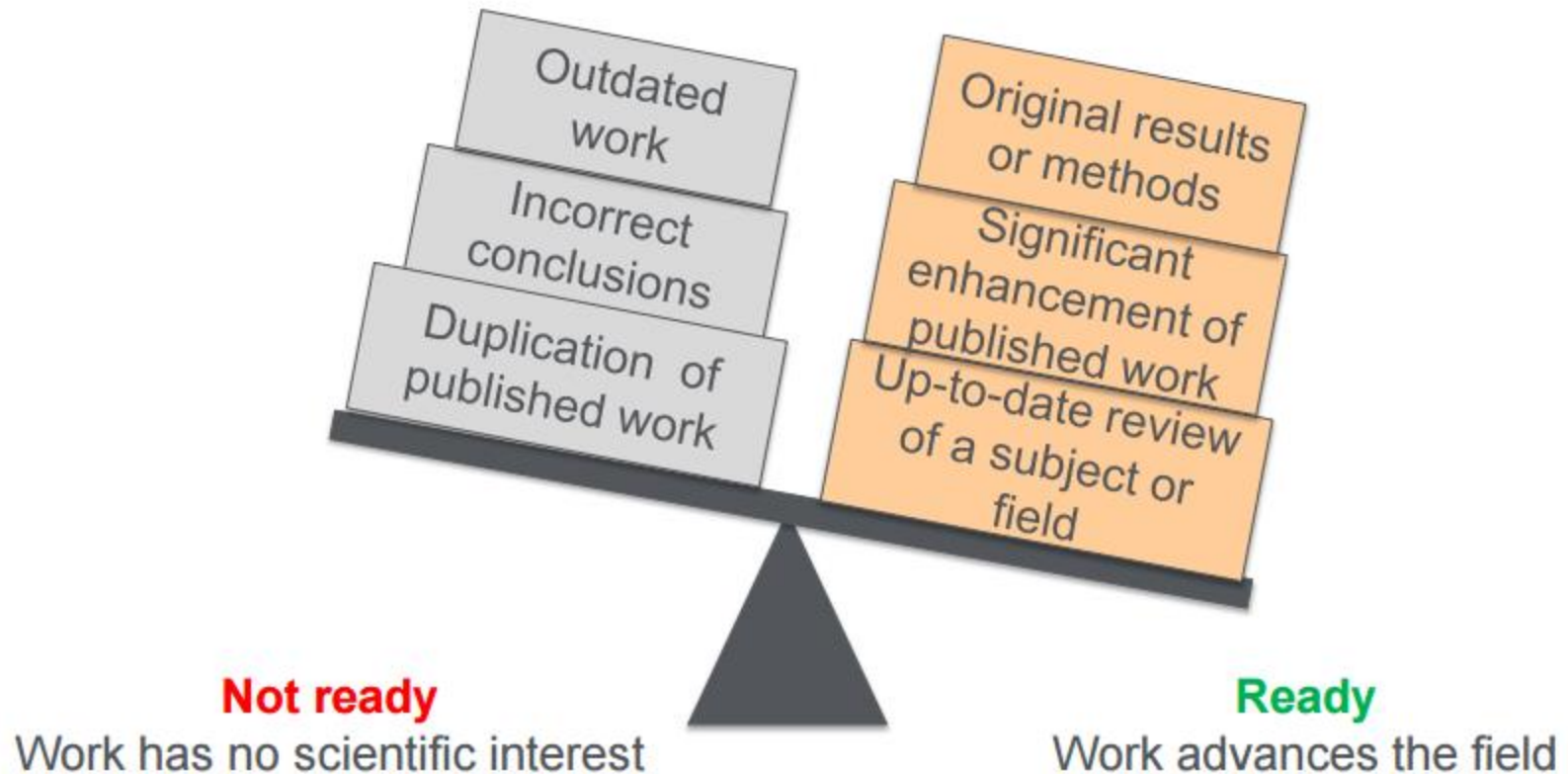
How to write a paper

- ❑ Order your material
 - ❑ Write a **concise and attractive title**
 - ❑ Construct a **neat abstract**
 - ❑ Write an **effective introduction**
 - ❑ Describe your **methods** so that other researchers could **repeat** your study
 - ❑ Report your **results precisely**
 - ❑ Make your **discussion relevant and interesting**
-

Chapter 1 Getting ready and methods

- Order your material
 - Write a concise and attractive title
 - Construct a neat abstract
 - Write an effective introduction
 - Describe your methods so that other researchers could repeat your study
 - Report your results precisely
 - Make your discussion relevant and interesting
-

Am I ready to write a manuscript?



A strong manuscript

- Conveys a clear and useful message**
- Is logically presented**
- Is understood by readers**

Who is our audience?

Journal selection

- **Select** ONE journal: simultaneous submissions are not permitted
 - **Discuss** with supervisor and colleagues (e.g. suitability, impact factor)
 - **Read** description of candidate journals for:
 - Scope and aims
 - Intended audience
 - Article types
 - Timelines (publication process duration)
 - Peer-review process (blinded vs. open)
 - Subscription vs. open access
-

Manuscript type

- **Full articles** (original research)
 - Substantial and complete research projects
 - Short communications
 - Are results so urgent or important that they should be shared ASAP?
 - **Reviews**
 - Summaries of recent advances on specific topics (often by invitation)
 - **Methodology articles**
 - Publication of a recent technique (check that the journal lists this as an option)
 - **Editorials, Perspectives, Viewpoints, Letters**
 - Express an opinion about a topic. Tailored for a broader audience
-

Checklist before writing:

- ❑ Enough **data** for a full manuscript?
 - ❑ Select manuscript **type**
 - ❑ Select **journal**
 - ❑ Select **authors** (lead author)
 - ❑ Discuss author **order** (flexible)
-

Original research articles as an example

General structure: Full article

- Title
- Abstract
- Keywords
- Introduction
- Materials and Methods
- Results
- Discussion
- Conclusions
- Acknowledgments
- References

Which order do you generally follow to write your paper?

Getting ready to write- General Tips

□ Suggested writing order:

- **Introduction (The story leads the way!!!)**
- **Methods**
- **Results**
- **Related Works**
- **Discussion and Conclusions**
- **Abstract**
- **Title and Keywords**

□ Approximate Length:

- **3,000 to 4,000 words** for original research
 - **2,000** for case reports
-

Getting ready to write- Outline

□ Develop a writing outline

1. **Central message** (how would you describe your paper in 25 words?): Start building on that.
 2. **Define Materials and Methods**: briefly list population, materials used and methodology
 3. **Summarize questions and problems**: what was known before the study? What have we added with our experiments? List key points of questions and problems.
 4. **Go back to central message**. Your results will likely be included in it. List findings in order.
 5. **Discussion and conclusions**. What do your results mean? What are the implications?
-

Getting ready to write- Outline

6. **Organize key points** in a logical manner (chronologically, by importance or other criteria)
7. **Developing a plan for the Introduction**: start listing gap in knowledge and purpose (refer back to central message)
8. **Develop abstract** by summarizing entire paper
9. **Work on the title**
10. Now you are ready to do some real writing.

Writing Tools

Tools for Academic Writing

- ❑ MS Word
 - Easy to install and use
 - Available templates provided for most journals
 - Editing is painful
 - Figure/Table/Citation references are killing
- ❑ Latex
 - Need to learn (but simple)
 - Need to set up environment and libraries
 - More efficient editing and good-looking
 - Figure/Table/Citation references are easy
- ❑ Overleaf (<https://www.overleaf.com/>)
 - Online co-writing system for latex
 - Available templates provided for most journals
 - No need to set up environment and libraries
 - Specially efficient for multiple writers



Thank you!
